

How to Adjust the Resolution for NWEA MAP Testing

On some Chromebooks when using the NWEA MAP Testing Kiosk, you might receive a message that the resolution is incorrect and requires a 1024x768 screen resolution.

Solution

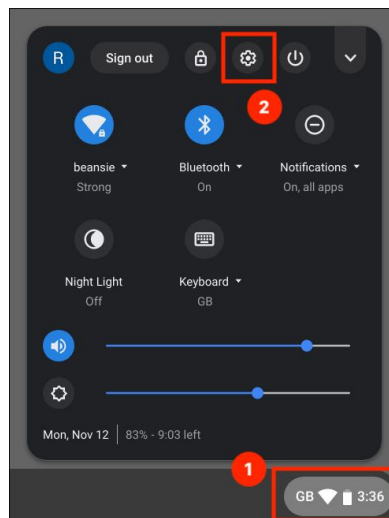
To resolve this issue, try the following steps.

Solution 1 (Recommended):

- ★ On the login screen, Reset the screen resolution with the keyboard shortcut Ctrl + Shift + 0 (zero), then close and relaunch the testing app

Solution 2:

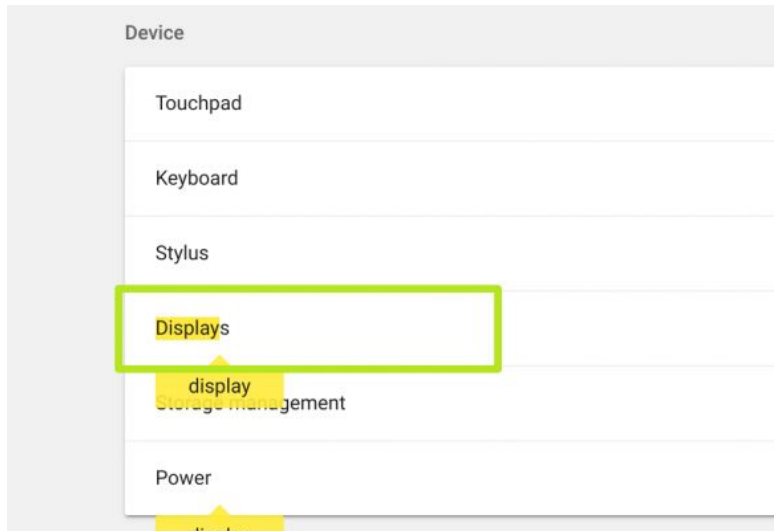
- ★ Set the display Resolution to 100 percent. (Below are the steps on how to adjust this setting)



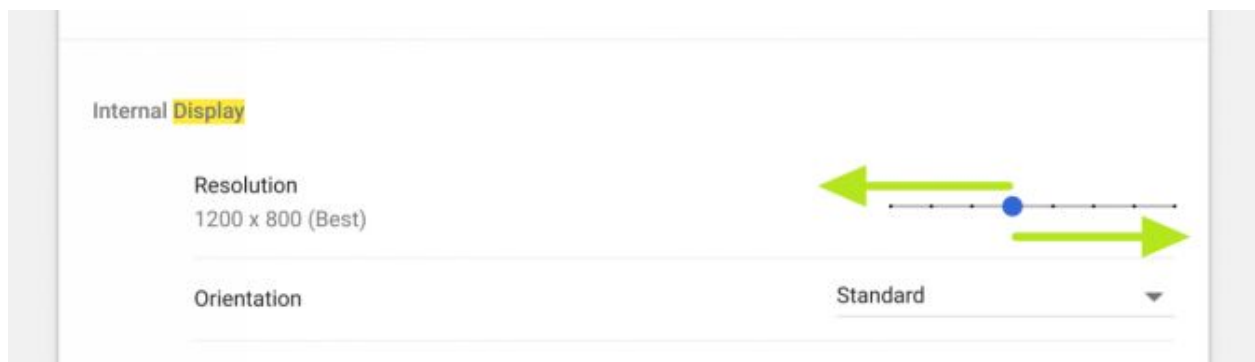
1. Type [Display](#) in the search field.



2. Click Displays.



3. Drag the slider to the left until you hover 100%. The Native Resolution for the Chromebooks should be at 100%.



**If the above steps above do not help, please create a Help Desk Ticket:
[Click Here](#)